

Child's Play 2011 Beneteau First 40

<p>Documentation</p>	<p>Child's Play is a USCG documented vessel, bearing the Official Number 1240465. The Official Number is displayed in the stern lazarette, on the inside of the transom.</p> <ul style="list-style-type: none"> • Discharge of Oil Prohibited <ul style="list-style-type: none"> ○ Located on the companionway ladder and in the starboard lazarette. • MARPOL Garbage Dumping Restriction <ul style="list-style-type: none"> ○ Located on the cabinet door in galley and in the starboard lazarette. • Waste Management Plan is not required; however, one can be found in the Child's Play boat book.
<p>Engine</p>	<p>Engine type: Yanmar 3JH5e Working RPM 2100 MAX RPM 3000 (Emergency only) 2 blade folding prop.</p> <p>Easy access to the engine oil dipstick is available through a hatch starboard side of engine compartment that is found in the starboard aft stateroom.</p> <p>The companionway step left up from the bottom to check the belt tension and the coolant levels.</p> <p>Engine hours are displayed on at the nav station</p>
<p>Fuel Gauge</p>	<p>The fuel gauge is found on the “main panel” located to starboard of the cabin. To check, hold the FUEL button and the tank level will display in the panels LCD screen.</p> <p>The tank holds 34 gallons of fuel when full.</p>
<p>Engine Start Up and Shut Down</p>	<p>Start Up</p> <ul style="list-style-type: none"> • The gauge/switch dash board is located to starboard of the helm seat. • The motor does not have glow plugs, and does not require a pre-heat. • There is no key switch. Press the START button to “turn the boat on” and start the engine. • Once started, the exhaust expels coolant to starboard, near the transom. The coolant exhaust is easily seen from within the cockpit.

Child's Play 2011 Beneteau First 40

Transmission & Prop Walk


- There is a single lever controlling shifting and throttle. To bypass the transmission, push and hold the black button at the base of the lever while throttling up or down.
- The boat has Sail-Drive and is not subject to prop walk.

Shut Down

- Shut down is accomplished by pushing the stop button on the dashboard.
- The OFF button switches the engine off.

Engine Button Layout

	START
STOP	OFF



Electrical System

AC

- AC enters the boat on the starboard side of the cockpit. There is an AC breaker located in the aft Lazarette.
-
- When securing the boat, leave the AC Main switch (breaker) in the on position. This switch is marked with a green dot.


Child's Play 2011 Beneteau First 40

	<ul style="list-style-type: none">• Turn the AC Main switch to the off position prior to disconnecting shore power. <p>DC</p> <ul style="list-style-type: none">• The bilge switch on panel remains on. <p>Battery Charger</p> <ul style="list-style-type: none">• There is a 40A battery charger in the starboard “quarter berth”. The charger is set to automatically charge the batteries when shore power is present. There is a shore power GFCI breaker on the boat in the starboard lazarette. Shore power indicator lights are at the nav station panel. If you have normal shore power and the charger is operating, you will see a red light on for Shore Power. On shore power, the AC Outlet breaker turns on the outlets. The electric water heater will operate on shore power or from the engine colling water. <p>After returning to the dock, when leaving the boat, shore power.</p> <p>House and Ground battery handles (located in the starboard quarter berth) must be left in the “OFF” position (horizontal). Engine battery switch turned off.</p>
<p>Thru Hulls</p>	<p>There is one instrument thru hull, and six thru hulls with sea cocks fitted.</p> <ul style="list-style-type: none">• The instrument thru hull is located in floor in forward cabin, under the bed.• The head sink drains directly to the shower sump• There is one thru hull to drain shower sump via the shower pump, located in a cupboard on the starboard side of the head.• The galley sink and refrigerator are drained via a thru hull located under the sink behind the garbage can.• There are two thru hulls located in a cabinet in the head.<ul style="list-style-type: none">○ Head intake○ Shower sump drain• Holding tank overboard discharge located in cabinet aft of head• The engine raw water thru hull is on the port side of the engine coming from the sail drive.

Child's Play 2011 Beneteau First 40

Head(s)	Child's Play is set up with a single head, located forward to starboard. The head is easily operated using salt water from the salt water inlet or fresh water from the shower outlet just above it.
Fresh Water System	<p>There are three fresh water tanks (77 gallons total). The water tank levels are displayed on the Main Panel Display, by selecting the WATER button. Pushing the button scrolls through the three tank levels. The "Water Pressure" switch on the DC Panel must be on to energize the gauge. The manifold to switch tanks is located under the port settee.</p> <p>There is a six-gallon hot water tank.</p>
Anchor and Ground Tackle	<p>Primary Anchor</p> <ul style="list-style-type: none"> • There is a delta anchor mounted in a bow roller as the primary anchor. This anchor is set up with a chain and nylon line rode. There is 100 ft of 3/8 inch GG chain and 120 ft of nylon rode. <p>Secondary Anchor</p> <ul style="list-style-type: none"> • The secondary, a 22lb Danforth, anchor is stowed in the stern lazarette, along with a combination chain/nylon line rode. There is 35 ft of chain and 120 ft of nylon rode. <p>Kellet/Sentinel</p> <ul style="list-style-type: none"> • There is a kellet stowed in the stern lazarette. <p>Windlass</p> <ul style="list-style-type: none"> • The primary anchor is deployed and retrieved using a windlass. Windlass breaker located next to battery switches.
Draft / keel type	<u>Child's Play draws 8.0' and has a bulb keel.</u>

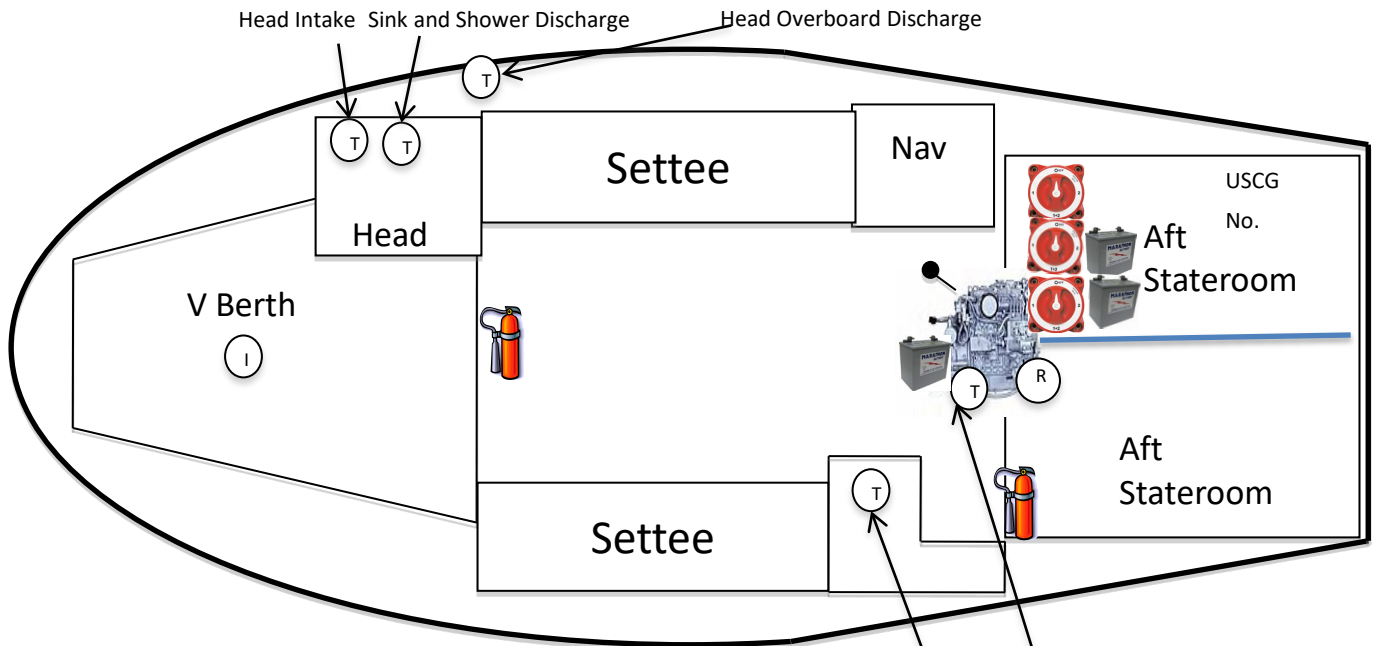
Child's Play 2011 Beneteau First 40

	
Refrigeration	<p>There is a combined refrigerator/icebox. The refrigerator is turned on using a switch found on the DC panel.</p> <p>Water is drained from the unit to a combined sink thru hull.</p>
Stove	<p>There is a propane operated, gimbaled, two burner stove with oven on Child's Play</p> <p>One propane tank is found in a propane locker in the port side cockpit lazarette.</p> <p>The solenoid switch is a single switch at the port aft bulkhead, above the stove.</p>










Child's Play 2011 Beneteau First 40

Barbeque	There is no barbeque on Child's Play. You may check one out from the office, providing your own small green propane canister.
Microwave	There is no microwave oven.
Running Rigging	Mainsail <ul style="list-style-type: none">• Child's Play is rigged with a stack pack with lazy jacks to facilitate flaking of the mainsail.• The mainsail is set up with one deep reef.<ul style="list-style-type: none">○ The clew line reefs run through clutches on the port side of the companionway.○ The tack line reefs run through clutches on the starboard side of the companionway. Jib <ul style="list-style-type: none">• Child's Play is rigged with a roller furling jib. Reefing positions are marked on the sail with vertical blue lines.
Standing Rigging	Running Back Stay <ul style="list-style-type: none">• Child's Play has adjustable backstays on the port and starboard stern. They are zip-tied and should not be adjusted.

4003 Child's Play *Beneteau 40*



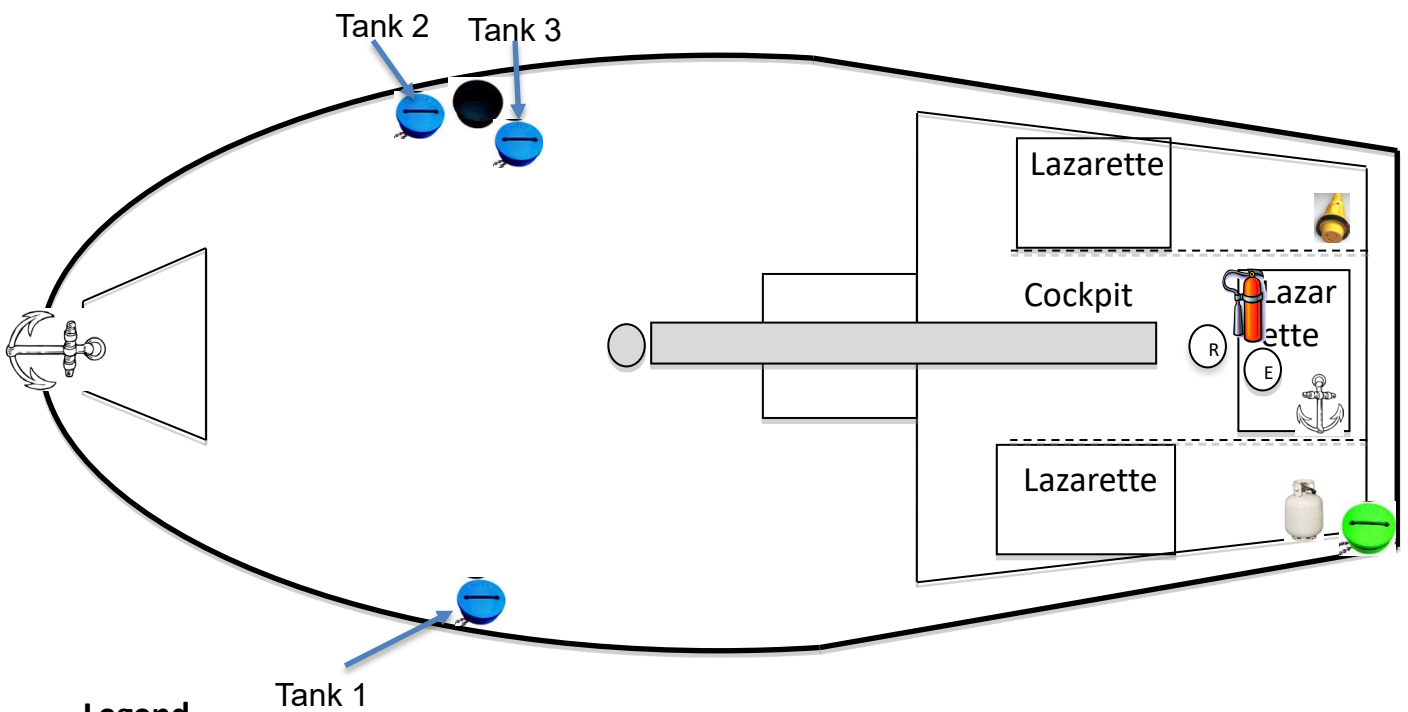
Legend

-  Engine
-  Oil Dipstick
-  Emergency Tiller
-  Battery Switch
-  Radiator Fill
-  Thru Hull With Seacock
-  Battery
-  Instrument Thru Hulls
-  Fire Extinguisher

Notes











- Sink and Icebox Drain
- Engine Raw Water Intake

4003 Child's Play *Beneteau 40*



Legend

Tank 1

- | | | | |
|--|---|--|--|
|  Rudderpost |  AC Power cord |  Anchor |  Emergency Tiller |
|  Deck Fill – Diesel |  Deck Fill – Waste |  Engine Kill | |
|  Deck Fill – Water |  Propane / CNG |  Engine Start | |

Child's Play deck and hull photos:



Child's Play below deck photos:



Child's AC/DC panel and electronics photos:

