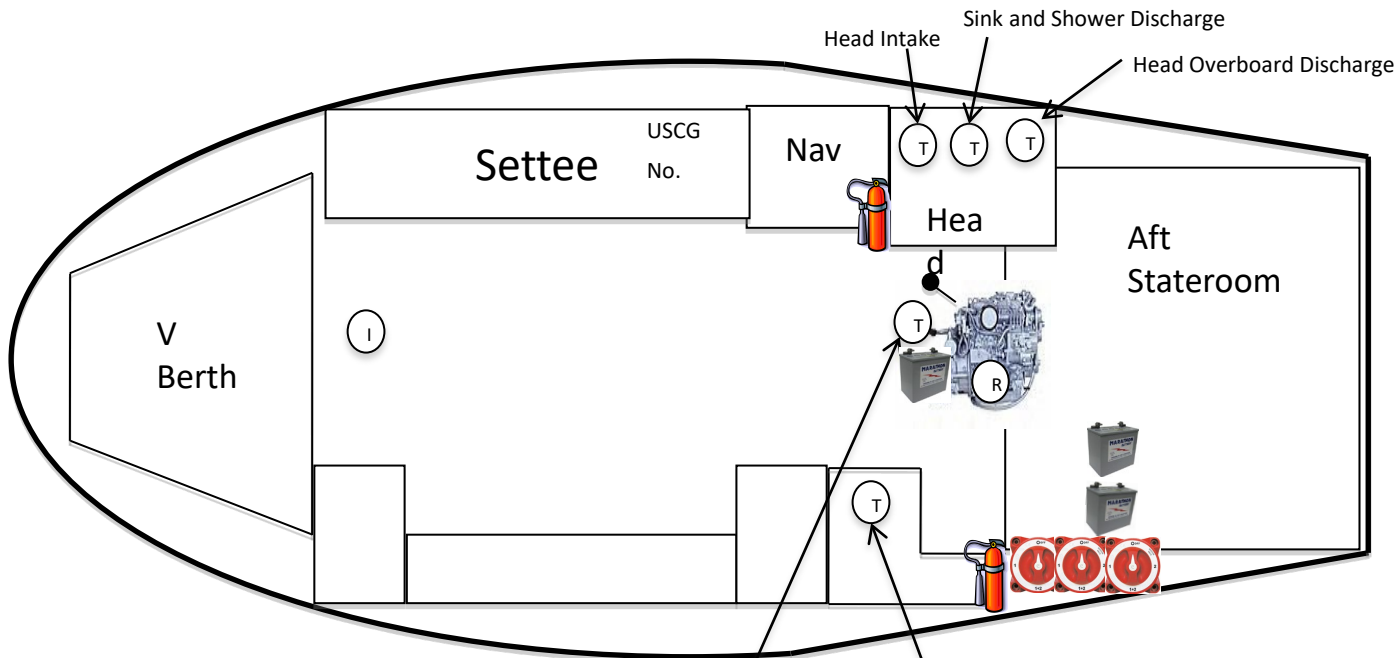











3701 Off Course *Beneteau 37*



Legend

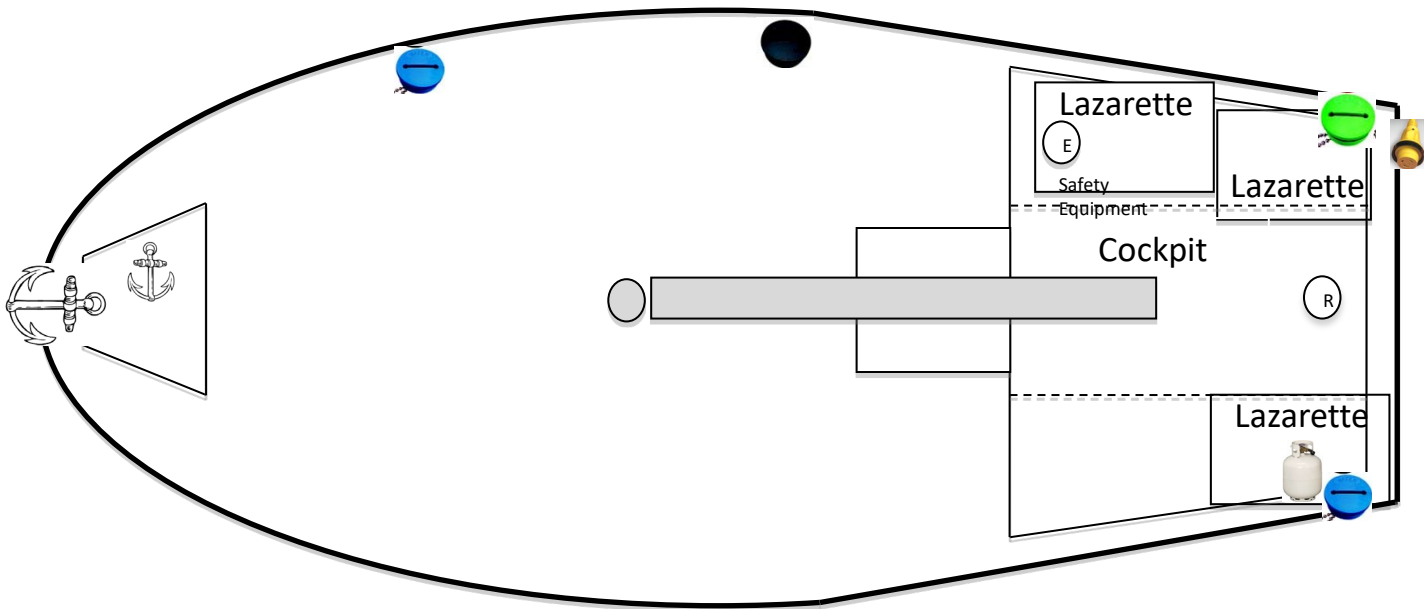
-  Engine
-  Oil Dipstick
-  Emergency Tiller
-  Battery Switch
-  Radiator Fill
-  Thru Hull With Seacock
-  Battery
-  Instrument Thru Hulls
-  Fire Extinguisher

Notes











Engine Raw Water Intake

Sink and Icebox Drain

3701 Off Course *Beneteau 37*



Legend

- | | | | |
|--|---|--|--|
|  Rudderpost |  AC Power cord |  Anchor |  Emergency Tiller |
|  Deck Fill – Diesel |  Deck Fill – Waste |  Engine Kill | |
|  Deck Fill – Water |  Propane / CNG |  Engine Start | |

Off Course deck and hull photos:



Off Course below deck photos:



Off Course AC/DC panel and electronics photos:



3701 –Off Course 2013 Beneteau 37

<p>Documentation</p>	<p>Off Course is a US Coast Guard Documented boat 1248311. The Official Number is permanently affixed on the hull under the starboard settee.</p> <p>The Discharge of Oil placard and the Garbage disposal placard can be found in the starboard lazarette affixed to underside of lid.</p>
<p>Engine</p>	<p>Engine type: Yanmar 3YM30 Working RPM 2800 MAX RPM 3600 (Emergency only) 3 blade folding prop.</p> <p>Engine hours are read from the gauge at the navigation station. DO NOT USE THE ONE ON THE DASHBOARD AT HELM.</p> <p>To access the engine compartment, lift the steps of the companionway ladder. The coolant may be checked from here. The coolant reservoir is on the aft port side of the engine, on the right as you face the motor. The pressure cap is more forward, also to the right.</p> <p>There are two belts to check on Off Course.</p> <p>The oil is easily checked while the ladder is raised. The dipstick is to starboard (the left as you face the motor.)</p>
<p>Fuel Gauge</p>	<p>The fuel gauge is part of the tank monitor on the DC Panel. Push the fuel button to read level.</p> <p>The tank holds 36 gallons of fuel when full.</p>
<p>Engine Start Up and Shut Down</p>	<p>There is a dashboard on the side of the cockpit, to the right of the helmsperson. The dashboard consists of the tachometer (including engine hours) and four buttons listed from top to bottom as follows:</p> <ol style="list-style-type: none"> 1. Starter 2. Engine stop 3. Dashboard light 4. Power on/off <p>Start Up</p> <ul style="list-style-type: none"> • Press and immediately release the bottom button to turn on power. • Press the top button to activate the starter. <p>Shut Down</p> <ul style="list-style-type: none"> • Press and hold the second button from top until the engine stops. • Press and hold the bottom button for two to three seconds to turn the power off.

3701 –Off Course 2013 Beneteau 37

<p>Electrical System</p>	<p>AC Leave the following AC switches on when plugged in dockside (all are labeled with green dots):</p> <ul style="list-style-type: none"> • AC Main • Outlets <p>DC The DC main switches are located in the aft stateroom. There is one black (common) switch and two red (positive) switches. Switch one turns activates the starter circuit. Switch two energizes the house system.</p> <p>Accessories:</p> <ul style="list-style-type: none"> • Simrad instruments, Chart plotter and Autopilot.
<p>Thru Hulls</p>	<p>There are six thru-hulls on Off Course, five of which have seacocks.</p> <p>There is a single multipurpose (speed and depth) instrument thru-hull located in the main cabin just aft of the v-berth entrance.</p> <p>Thru-hulls with seacocks are as follows:</p> <ul style="list-style-type: none"> • The engine raw water thru-hull is found under the companionway ladder just forward of the engine. This thru-hull should be left in the open position at all times. • As single thru-hull acting as the drain for the galley sink and the ice box is located under the galley sink. • Three thru-hulls are found under the sink in the head. <ul style="list-style-type: none"> ○ Head intake ○ Head sink and shower drain (operated with a button at sink, ECL General/Cabin Lights switch must be on at DC panel) ○ Head overboard <p>All thru-hulls except the engine raw water intake must be left closed unless being actively used.</p>
<p>Head(s)</p>	<p>There is one “manual flush” head located to starboard. The head intake is located under the sink in the head however, it is recommended that fresh water from the shower be used instead.</p>
<p>Fresh Water System</p>	<p>There are two freshwater tanks on Off Course. The control manifold is located under port settee. Water level in each tank can be checked using the battery, water, fuel tank gauge on the DC Panel. Pressing the “Water” button will cycle between the two tanks.</p>

3701 –Off Course 2013 Beneteau 37

<p>Anchor and Ground Tackle</p>	<p>Primary Anchor A 30 lb Danforth style primary anchor is mounted on the bow roller with 180' of chain.</p> <p>Secondary Anchor A 25 lb Danforth style secondary anchor, with a combination 200' chain/nylon rode is also located in the bow anchor locker with the primary anchor.</p> <p>Kellet/Sentinel Off Course is set up with an all chain rode on her primary anchor, therefore, there is no Kellet.</p> <p>Windlass</p> <ul style="list-style-type: none"> • Operation is from remote control stowed in a bracket on the anchor locker lid. • Two way – up and down • The engine must be running and the windlass breaker switch ON for the windlass to function. <p>There is a mooring line located in a blue mesh bag on the port side of the stern pulpit.</p>
<p>Draft / keel type</p>	<p>Off Course draws 6.2' and has a fin keel.</p>
<p>Refrigeration</p>	<p>Off Course is outfitted with a separate ice box and refrigerator.</p> <ul style="list-style-type: none"> • The ice box drains to the galley sink drain. • There is a switch on the DC panel to turn the refrigerator on.
<p>Stove</p>	<p>Off Course is equipped with a two burner propane stove/oven/broiler combination.</p> <p>The propane is located in the aft/port side lazarette.</p> <p>The LP Gas solenoid switch is on the DC Panel.</p>
<p>Barbeque</p>	<p>There is no barbeque on Off Course. You may check one out from the office, providing your own small green propane canister.</p>
<p>Microwave</p>	<p>There is a microwave oven for use while connected to (AC power) "shore power."</p>

3701 –Off Course 2013 Beneteau 37

Running Rigging	<p>Mainsail The mainsail is set up with a stack pack with lazy jacks. The mainsail is rigged with a single deep reef.</p> <p>The mainsheet leads to a winch on starboard side of cabin top.</p> <p>The main halyard, boom vang, and a single reef line are routed through a clutch package on the port side of the companionway.</p> <p>Jib Off Course is set up with a roller furling jib. As with all furling systems never use a winch to furl the jib.</p> <p>When leaving the boat please snug all lines hand tight only.</p>
------------------------	---